



# Brain Computer Interface Home Control System

P. Revathi<sup>1</sup>, N.Bharadwaj<sup>2</sup>, K.Venkata Vinetha<sup>3</sup>PG Scholar, Dept of ECE (ES), CMRCET, JNTUH, Medchal, Hyderabad, TS, India.<sup>1</sup>Assistant Professor, Dept of ECE (ES), CMRCET, JNTUH, Medchal, Hyderabad, TS, India.<sup>2</sup>Assistant Professor, Dept of ECE (ES), CMRCET, JNTUH, Medchal, Hyderabad, TS, India.<sup>3</sup>

## Abstract:

This project discussed about a brain controlled home based on Brain computer interfaces (BCI). BCIs are systems that can bypass conventional channels of communication (i.e., muscles and thoughts) to provide direct communication and control between the human brain and physical devices by translating different patterns of brain activity into commands in real time. With these commands home devices can be controlled. The intention of the project work is to develop a home controlled device as an assistive technology. Brain signals will be sensed by the brain wave sensor and it will convert the data into packets and transmit through Bluetooth medium. Level analyzer unit (LAU) will receive the brain wave raw data and it will extract and process the signal using Matlab platform. Then the control commands will be transmitted to the robotic ARM module to process. With this entire system, we can control home device through the configured brain signals.

**Key words:** ARM11, Zigbee, BCI

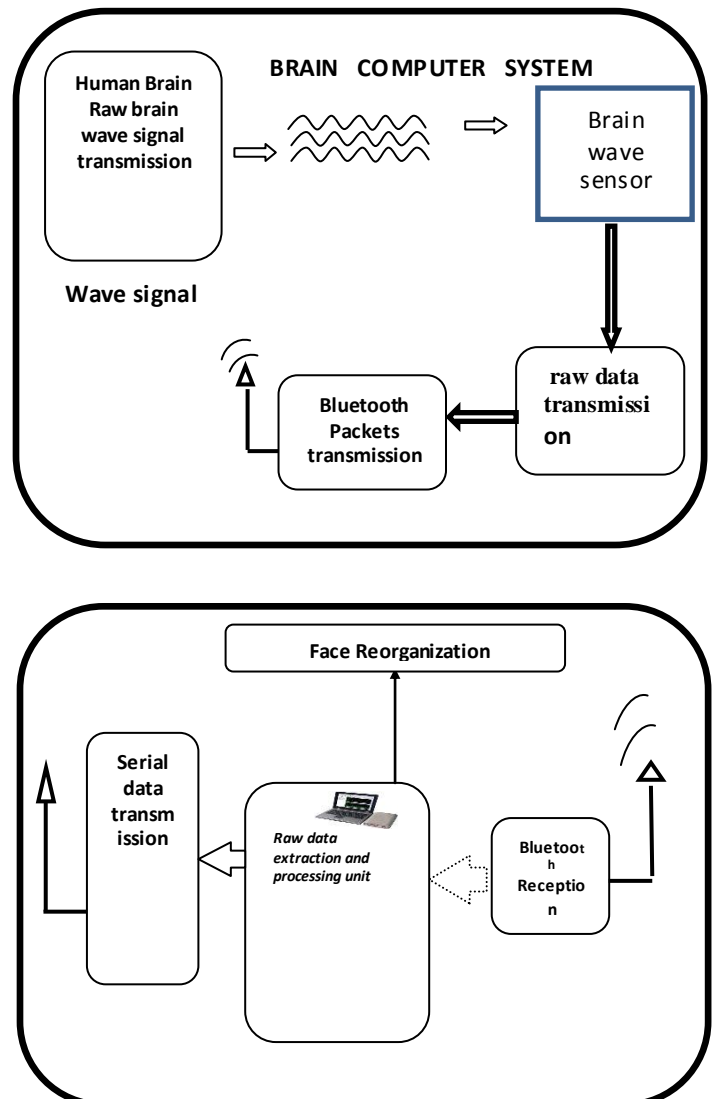
## I. Introduction

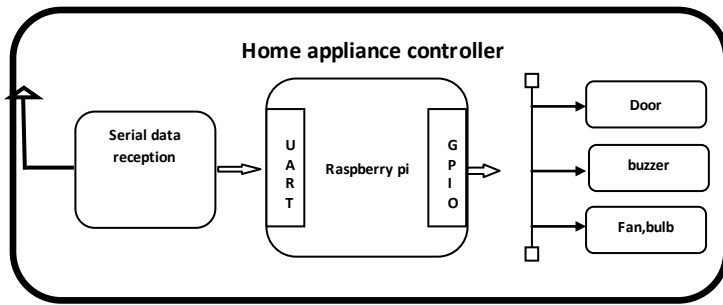
An EEG-based brain-controlled home is a home that uses EEG-based BCIs to receive human control (hereafter, brain controlled robots refer to EEG-based brain-controlled robots only). Two main classes of brain-controlled robots to assist disabilities are brain-controlled manipulators and mobile robots. One representative work of brain-controlled manipulators is the manipulator used within the FRIEND system developed by Graser which is able to show the brain controlled capabilities of robots out of a controlled laboratory situation. Brain-controlled mobile robots can be divided into two categories according to their operational modes. One category is called "direct control by the BCI," which means that the BCI translates EEG signals into motion commands to control robots directly. Various approaches to implement this method are shown in Table I. One typical example is the work of Tanaka et al, who first developed a brain-controlled robotic wheelchair whose left or right turning movements are directly controlled by corresponding motion commands translated from user brain signals while imagining left or right limb movements, and tested this system in real-world situations.

However, the overall performance of these brain-controlled mobile robots mainly depends on the performance of the noninvasive BCIs, which are currently slow and uncertain. In other words, the performance of the BCI systems limits that of the robots. Further, users need to issue motor control commands rather frequently, often causing user fatigue.

To address the two questions aforementioned that the robots directly controlled by a BCI meet, so as to make the user be able to control the device over a long period of time, the second group of brain-controlled robots has been developed from a perspective of shared control, where a user (using a BCI) and an intelligent controller (such as autonomous navigation system) share the control over the device.

## Block Diagram:





**Fig1: Brain computer interface home control system.**

## II. Design and Implementation

Electroencephalography (EEG) is the measurement of electrical activity in the living brain. In this project we used a brainwave sensor MW001 to analyse the EEG signals. This design discusses about processing and recording the raw EEG signal from the MindWave sensor in the MATLAB environment and through Zigbee transmission control commands will be passed to the Home section. Mindwave sensors are not used in clinical use, but are used in the Brain Control Interface (BCI) and neurofeedback (one of biofeedback types). The BCI is a direct communication pathway between the brain and an external device.

### Working Principle:

The principle of operation is quite simple. Two dry sensors are used to detect and filter the EEG signals. The sensor tip detects electrical signals from the forehead of the brain. At the same time, the sensor picks up ambient noise generated by human muscle, computers, light bulbs, electrical sockets and other electrical devices. The second sensor, ear clip, is a ground and reference, which allows the ThinkGear chip to filter out the electrical noise. The device measures the raw signal, power spectrum (alpha, beta, delta, gamma, theta), attention level, meditation level and blink detection. The raw EEG data is received at a rate of 512 Hz. Other measured values are made every second. Therefore, raw EEG data is a main source of information on EEG signals using MindWave MW001.

### Design Theory:

#### A. Matlab Platform:

The MATLAB allows including thinkgear.dll. This environment has broad support in toolbox, which makes it ideal for a scientific research. This paper presents how recording and processing the raw EEG signal in MATLAB environment using MindWave sensor. The Communication Protocol, shows a system of digital rules for message exchange between MATLAB environment and MindWave MW001 device. This section also presents the main parameters of thinkgear library.

#### B. The Communications Protocol

The proposed communications protocol is a system of simple rules for message exchanges between MATLAB and the EEG device. It consists of 7 basic steps, which are presented in following steps.

- ❖ Load ThinkGear library into MATLAB
- ❖ Get a connection ID handle to ThinkGear

- ❖ Attempt to connect the connection ID handle to serial port "COM x"
- ❖ Waiting to establish the connection
- ❖ Read packets from the connection
- ❖ Close the connection
- ❖ Unload ThinkGear library

In the first step are functions with parameters in the following order::

1. libisloaded('Thinkgear') – returns true if the Think Gear library is loaded, and false otherwise.
2. loadlibrary('Thinkgear.dll','thinkgear.h') – loads the functions defined in the header file and found in the library. Now, the function calllib() can call a function in the ThinkGear library.
3. calllib('Thinkgear', 'TG\_GetDriverVersion') returns the version of loaded library.

In the next step, the function calllib('Thinkgear', 'TG\_GetNewConnectionId') gets a new connection ID handle to ThinkGear. The value -1 is returned if too many connections have been created.

In the ThinkGear library, the most important function is TG\_Connect. This function needs 4 parameters: the connection ID, number of the serial port, Baud rate and type of data. The number of the serial port is given during the pairing of the device. The device can connect on modes 1200, 2400, 4800, 9600, 57600 and 115200 bits per second (bps). Here, we use the 9600 bps rate and stream 5V RAW mode, because these parameters have the minimum of transmission errors.

#### C. Hardware section:

We can read the value of raw EEG signal with the maximum frequency of 512 Hz. Sampling frequency is set on 512 Hz, and we control time delays in sampling. The value of the signal and time are written to the array data. The data which are stored in array will be compared with the threshold points given by the user. In this project, the Matlab section waits for three consecutive blink in order to send the hardware activation signal. Then based on the blink level signal, the cursor will be placed upon any section to get the device control. Further the person has to raise the attention to switch the device.

## III. System Hardware:

### Raspberry Pi:

A Raspberry Pi is a thirty five dollar, credit card sized computer board which when plugged into an LCD and attachment of a keyboard and a mouse, it is able to complete the functions of any regular PC can. Like a PC, it has RAM, Hard Drive (SD Card), Audio and Video ports, USB port, HDMI port, and Ethernet port. With the Pi, users can create spreadsheets, word-processing, browse the internet, play high definition video and much more. It was designed to be a cost friendly computer for users who needed one. There are two models, Model A,B and 3. Model 3 is the faster containing 1GB of RAM as well as the ability to over clock.

## 1. Brain wavesensor:

Electroencephalography (EEG) is the measurement of electrical activity in the living brain. In this project we used a brainwave sensor MW001 to analyse the EEG signals. This design discusses about processing and recording the raw EEG signal from the MindWave sensor in the MATLAB environment and through Zigbee transmission control commands will be passed to the Homesection. Mindwave sensors are not used in clinical use, but are used in the Brain Control Interface (BCI) and neurofeedback (one of biofeedback types). The BCI is a direct communication pathway between the brain and an external device.

### ThinkGear ASIC Module

- Directly connects to dry electrode (as opposed to conventional medical wet sensors)
- One EEG channel with three contacts: EEG; REF; and GND
- Improper fit detected through "Poor Signal Quality" warning from ASIC to reset if off the head for four consecutive seconds, or if it is receiving a poor signal for seven consecutive seconds
- Advanced filtering technology with high noise immunity
- Low power consumption suitable for portable battery-driven applications
- Max power consumption 15mA 3.3 V
- Raw EEG data output at 512 bits per second

### Think Gear or TGAM Features + Technical Specifications

#### Measures

- Raw brainwave signal
- Processing and output of EEG power spectrums (Alpha, Beta, etc.)
- Processing and output of NeuroSky proprietary eSense meter for Attention, Meditation, and other future meters
- EEG/ECG signal quality analysis (can be used to detect poor contact and whether the device is off the head)
- Eyeblink detection

#### Electrodes

- Maximum surface area of ~150mm<sup>2</sup> (but less surface area is optimal)
- Ag/AgCl, Stainless Steel, Gold, or/and Silver (both solid and plated material works)
  - EEG electrode located above the left or right eye on the forehead
  - Ground and reference electrodes located behind the ear or at the earlobe
  - Have enough pressure to prevent movement, with a minimum of 0.8 PSI

#### DC motor:

DC motors are configured in many types and sizes, including brush less, servo, and gear motor types. A motor consists of a

rotor and a permanent magnetic field stator. The magnetic field is maintained using either permanent magnets or electromagnetic windings. Motors are the devices that provide the actual speed and torque in a drive system. This family includes AC motor types (single and multiphase motors, universal, servo motors, induction, synchronous, and gear motor) and DC motors (brush less, servo motor, and gear motor) as well as linear, stepper and air motors, and motor contactors and starters.

## 2. IEEE 802.15.4 Protocol:

The XBee/XBee-PRO RF Modules are designed to operate within the ZigBee protocol and support the unique needs of low-cost, low-power wireless sensor networks. The modules require minimal power and provide reliable delivery of data between remote devices. The modules operate within the ISM 2.4 GHz frequency band and are compatible with the following.

- Advanced Networking & Security
  - Point-to-point topology
  - point-to-multipoint topology
  - Self-routing, self-healing and fault-tolerant
  - mesh networking
- Low Power
  - TX Current: 295 mA
  - RX Current: 45 mA

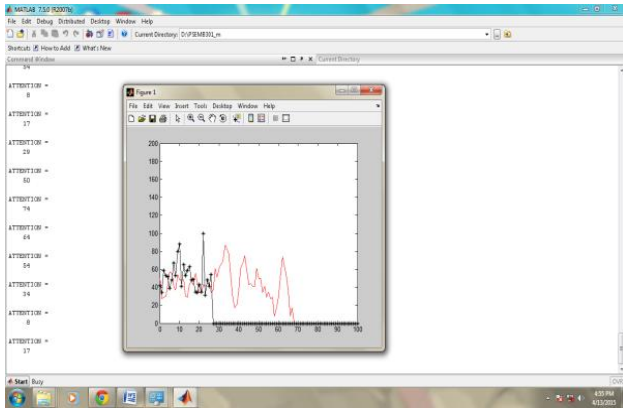
Power-down Current: < 1  $\mu$ A

## IV. System Software

MATLAB's Graphical User Interface Development Environment (GUIDE) provides a rich set of tools for incorporating graphical user interfaces (GUIs) in M-functions. Using GUIDE, the processes of laying out a GUI (i.e., its buttons, pop-up menus, etc.) and programming the operation of the GUI are divided conveniently into two easily managed and relatively independent tasks.

### Role of Matlab in BCI:

The MATLAB allows to include thinkgear.dll. This environment has broad support in toolbox, which makes it ideal for a scientific research. This paper presents how recording and processing the raw EEG signal in MATLAB environment using Mind Wave sensor. The Communication Protocol, shows a system of digital rules for message exchange between MATLAB environment and Mind Wave MW001 device. This section also presents the main parameters of thinkgear library. The connection is established through command: `calllib('Thinkgear','TG_Connect',Id,ComPortName,TG_BAUD,_115200,TG_STREAM_5VRAW)`. In the next step, we must attempt to read a Packet of data from the connection. We use the `TG_ReadPackets()` function with ID parameter and number of packet to read. The command `calllib('Thinkgear','TG_Read Packets', Id,1)` returns false for error, and otherwise true. The function `TG_GetValueStatus()` checks if a value has been updated by `TG_ReadPackets()`. If this function returns true, we can use `TG_GetValue()` function to get the updated value of the raw EEG signal.



**Fig 2: Brian signal representation in MATLAB  
Cursor control in VB**

The above graph representation includes the attention value and blink strength. Based on this signals device control file will be opened and the device will get controlled based on the brain signals.

### Conclusion

The project discussed about a brain controlled home based on Brain-computer interfaces (BCI). BCIs are systems that can bypass conventional channels of communication (i.e., muscles and thoughts) to provide direct communication and control between the human brain and physical devices by translating different patterns of brain activity into commands in real time. With these commands any devices can be switched in home environment. This project will become an assistive technology for disabled people in future.

### VI. References

[1] N. Birbaumer, N. Ghanayim, T. Hinterberger, I. Iversen, B. Kotchoubey, A. Kubler, J. Perlmouter, E. Taub, and H. Flor, "A spelling device for the paralyzed," *Nature*, vol. 398, pp. 297–298, Mar. 1999.

[2] K.-R. Müller and B. Blankertz, "Toward noninvasive brain-computer interfaces," *IEEE Signal Process. Mag.*, vol. 23, no. 5, pp. 125–128, Sep. 2006.

[3] J. Williamson, R. Murray-Smith, B. Blankertz, M. Krauledat, and K.-R. Müller, "Designing for uncertain, asymmetric control: Interaction design for brain-computer interfaces," *Int. J. Human-Comput. Stud.*, vol. 67, no. 10, pp. 827–841, Oct. 2009.

[4] Y. Li, H. Li, and C. Guan, "A self-training semi-supervised SVM algorithm and its application in an EEG-based brain computer interface speller system," *Pattern Recognit. Lett.*, vol. 29, no. 9, pp. 1285–1294, 2008.

[5] Y. Su, B. Wu, W. Chen, J. Zhang, J. Jiang, Y. Zhuang, and X. Zheng, "P300-based brain computer interface: Prototype of a Chinese speller," *J. Comput. Inf. Syst.*, vol. 4, no. 4, pp. 1515–1522, 2008.

[6] B. Hong, F. Guo, T. Liu, X. Gao, and S. Gao, "N200- speller using motion onset visual response," *Clin. Neurophysiol.*, vol. 120, no. 9, pp. 1658–1666, Sep. 2009.

[7] A. A. Karim, T. Hinterberger, and J. Richter, "Neural internet: Web surfing with brain potentials for the completely paralyzed," *Neurorehabil. Neural Repair*, vol. 20, no. 4, pp. 508–515, 2006.

### Authors profile



P. Revathi is presently Undergoing M.Tech in embedded Systems, CMRCET, Hyderabad, India.



Mr. N. Bharadwaj, Assistant Professor in Electronics & communication Engineering in CMRCET, Hyderabad, India.



Mrs. K. Venkata Vinetha, Assistant Professor in Electronics & communication Engineering in CMRCET, Hyderabad, India.