



Alumni Web Portal

Ige Tanvi Dattatray¹, Fulse Anjali Vyankat², Patil Priti Parmeshwar³
Diploma Student^{1,2,3}

Department of Computer Technology
Vishweshwarayya Abhyantriki Padvika Mahavidyalaya Almala, India

Abstract:

Alumni information portal is a java & MYSQL project which develops a repository and search engine for the alumni of the college. This allows old and new students of a college to associate with each other's and to know about each other's. Alumni are one of the most important assets to any university. They are the people who represent the university in the real world. University alumni systems exist to promote active and ongoing relationships between graduates and their alma mater. However, it is a big challenge how to enhance mentoring between alumni and current students.

Keywords: Graduation, formation, revealing, opportunities, transfer, etc.

I. INTRODUCTION:

Alumni information portal is a web based java final year project which maintains a centralized database of the college. This system will automatically list all the students of the Colleges as alumni on their graduation and transfer their student module to alumni module. This application students will be provided with a username and password. Student once registered will be member of the alumni information portal. He can search the details of the other student. This system also provides easy access to the students to easily obtain information about other registered users. Alumni formation portal will also provide public posts on the system about possible job opportunities and news related to other colleges. This project maintains a high privacy feature. In this portal students can share the information, find old friends and search for new friends. This alumni portal provides the chat

feature which enables students to chat without revealing their mobile numbers or personal mail IDs

Objective:

The main objective of this Alumni information Portal Java Project to allow students to communicate with each other and share their ideas. To provide information about of the institution, college. To provide effective data management and retrieval process.

II. WORKING:

The web site allows students to register and then search the data based on different criteria. Also it has the benefit of having a centralized database and up to date information. A user can easily obtain information about other registered users.

Administrator Module:

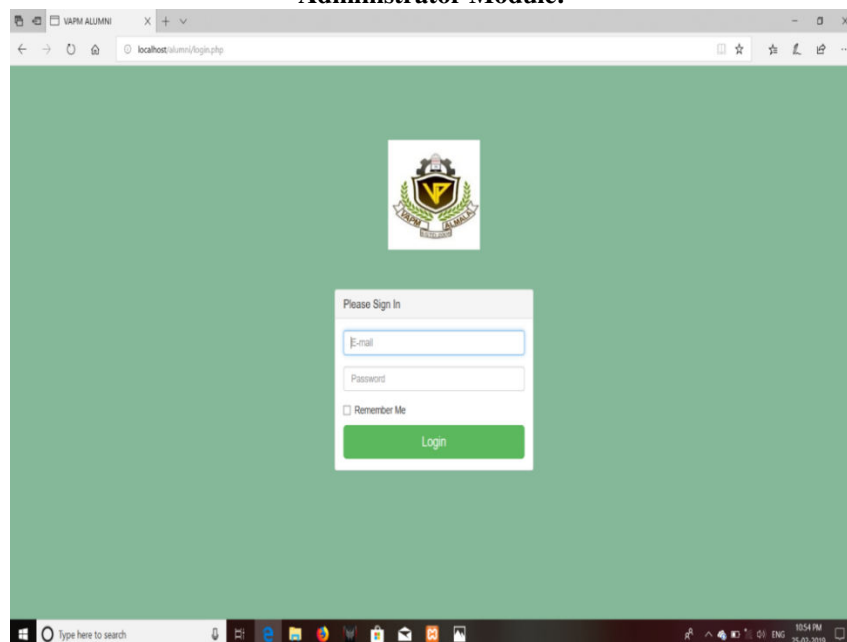
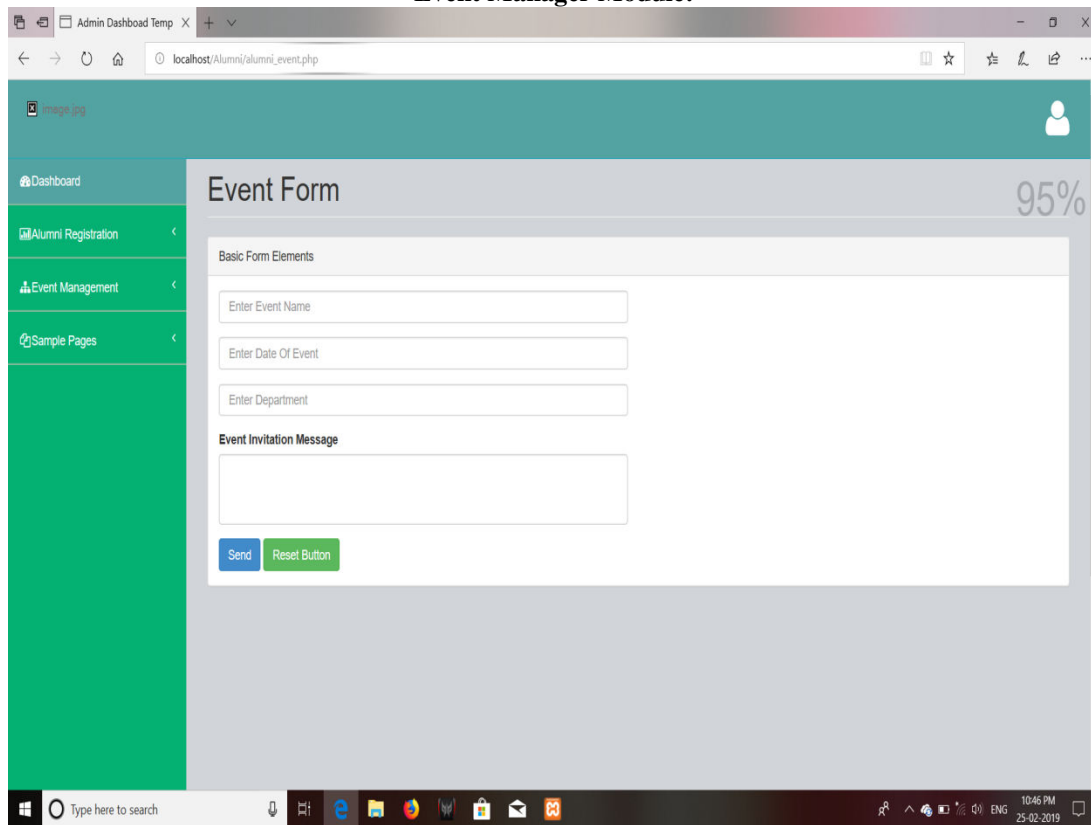


Figure.1. Login Page

The administrator is responsible for maintaining information of students. When a student submits the registration form, administrator will complete the verification process and, if

successful, the student details are added into the database. The administrator maintains the passwords of Event Manager and that of himself.

Event Manager Module:



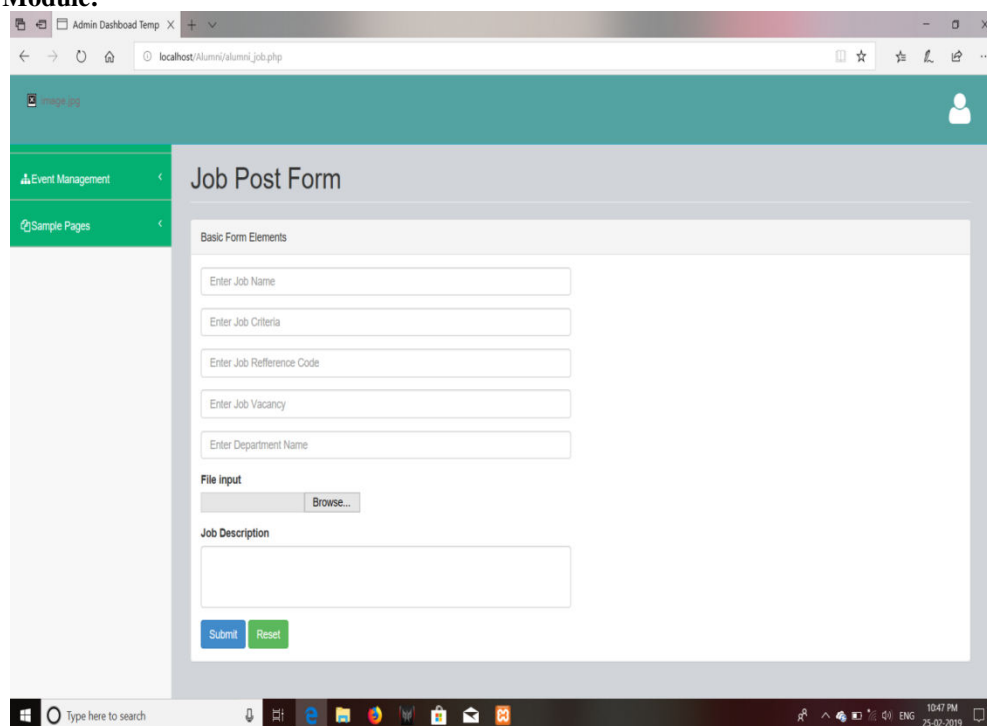
The screenshot shows a web browser window with the URL localhost/Alumni/alumni_event.php. The page title is "Event Form" and it features a progress indicator of 95%. The form is titled "Basic Form Elements" and includes the following fields: "Enter Event Name", "Enter Date Of Event", "Enter Department", and "Event Invitation Message". At the bottom of the form, there are two buttons: "Send" and "Reset Button". The left sidebar contains navigation options: "Dashboard", "Alumni Registration", "Event Management", and "Sample Pages". The Windows taskbar at the bottom shows the time as 10:46 PM on 25-02-2019.

Figure.2. Event Form

This module maintains the information about various events that are conducted by various colleges and universities. Details of

notifications are also maintained. The manager can add, delete, edit and view event details.

Alumni & Student Module:



The screenshot shows a web browser window with the URL localhost/Alumni/alumni_job.php. The page title is "Job Post Form". The form is titled "Basic Form Elements" and includes the following fields: "Enter Job Name", "Enter Job Criteria", "Enter Job Reference Code", "Enter Job Vacancy", and "Enter Department Name". Below these fields is a "File Input" section with a "Browse..." button, and a "Job Description" text area. At the bottom of the form, there are two buttons: "Submit" and "Reset". The left sidebar contains navigation options: "Event Management" and "Sample Pages". The Windows taskbar at the bottom shows the time as 10:47 PM on 25-02-2019.

Figure.3. Job Post Form

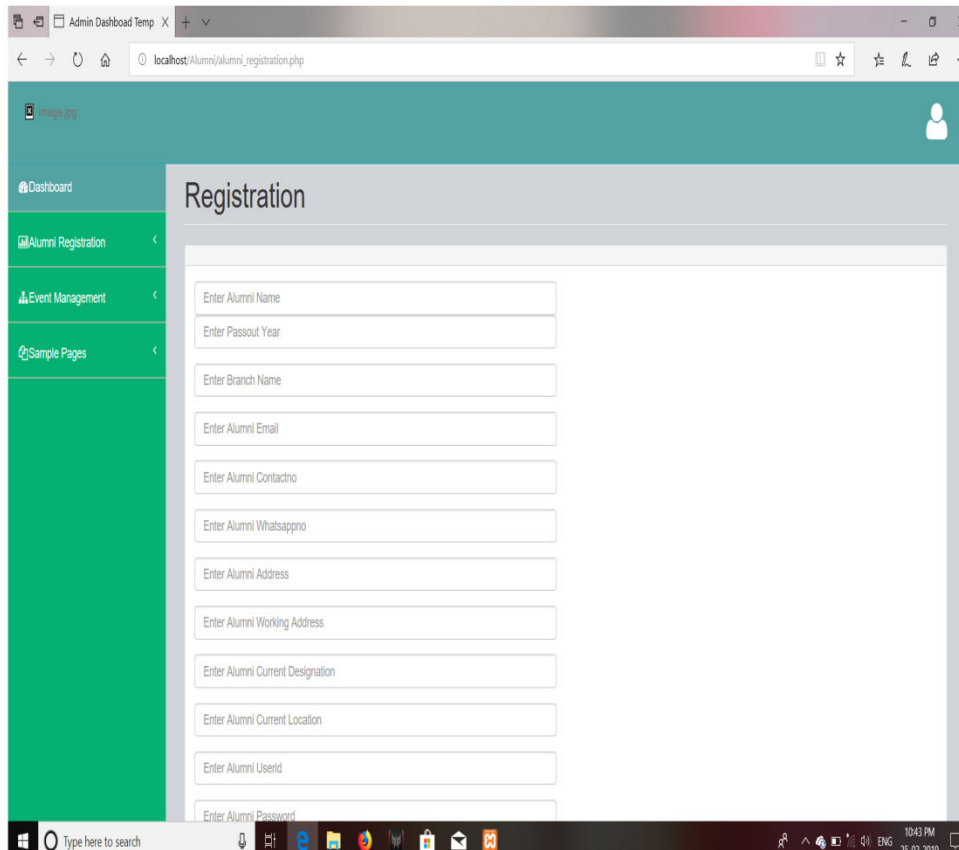


Figure.4. Registration Form

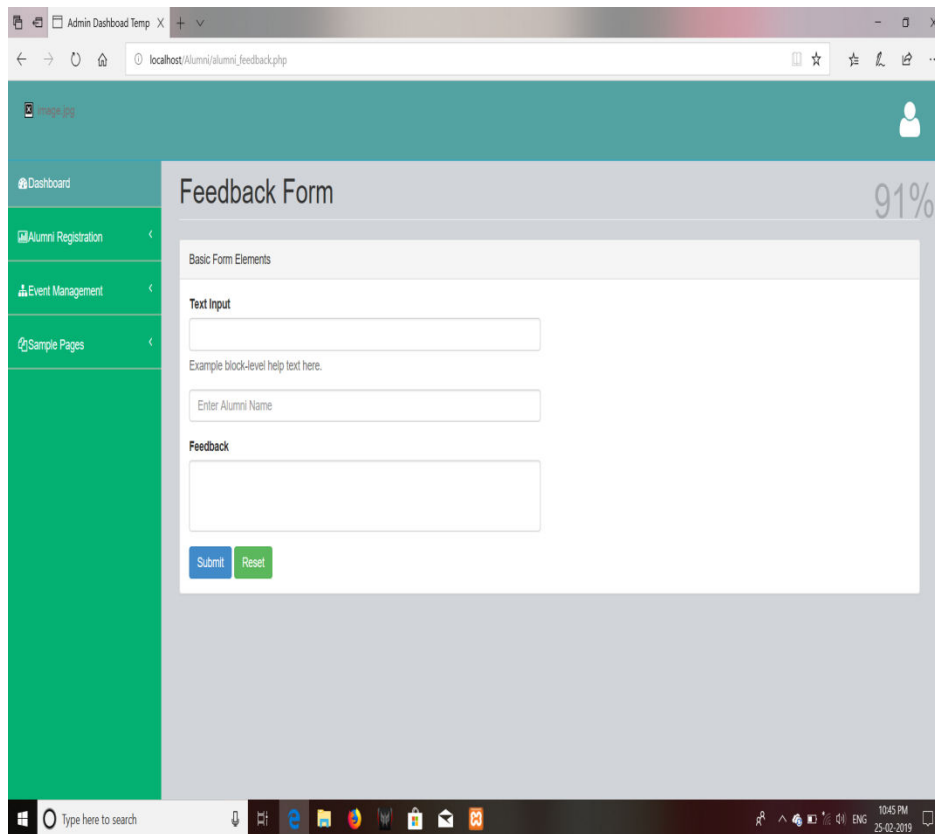


Figure.5. Feedback Form

The Alumni/Students can register themselves and after the approval from the administrator, they can logon into their account and can send mails, post queries, update their profiles

and even search for other student details. one can view the event details and search for specific information. The module provides mail and query functionalities.

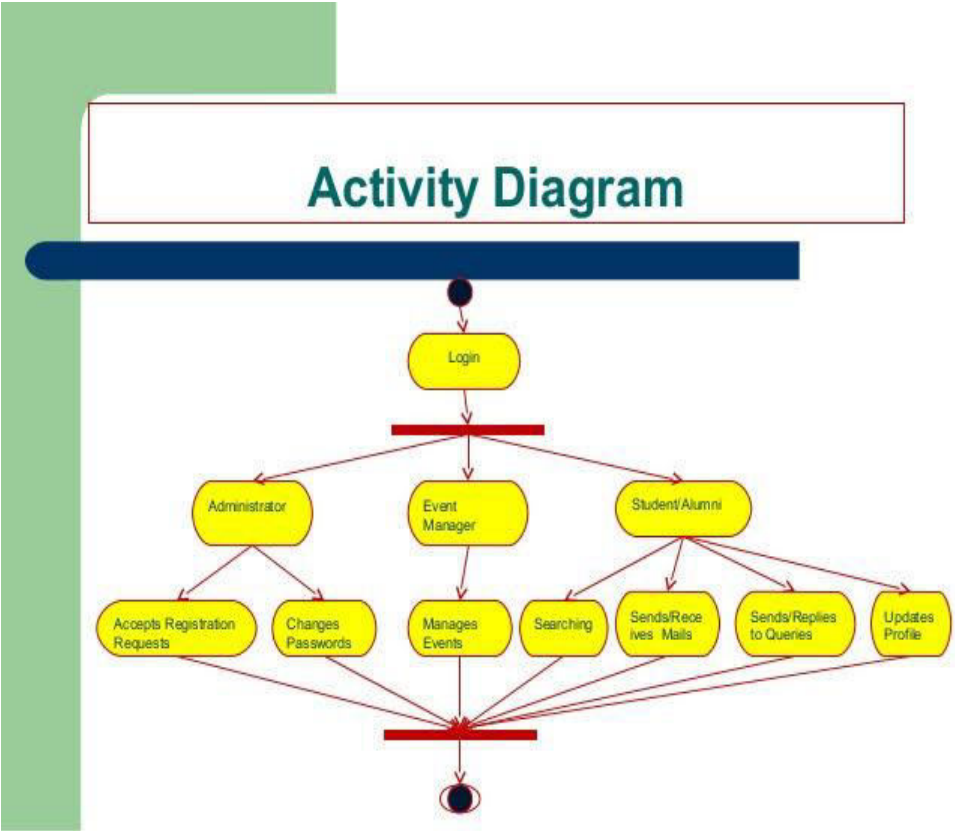


Figure.6.Activity diagram of alumni system

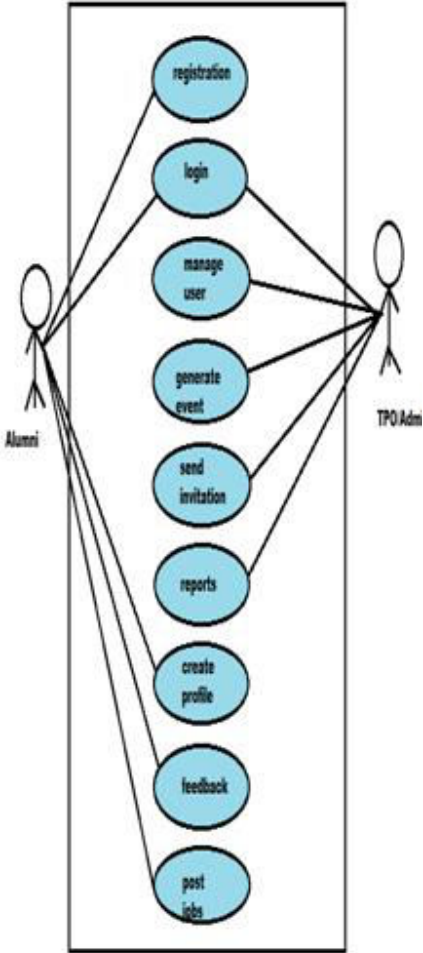


Figure.7.use case diagram of alumni system

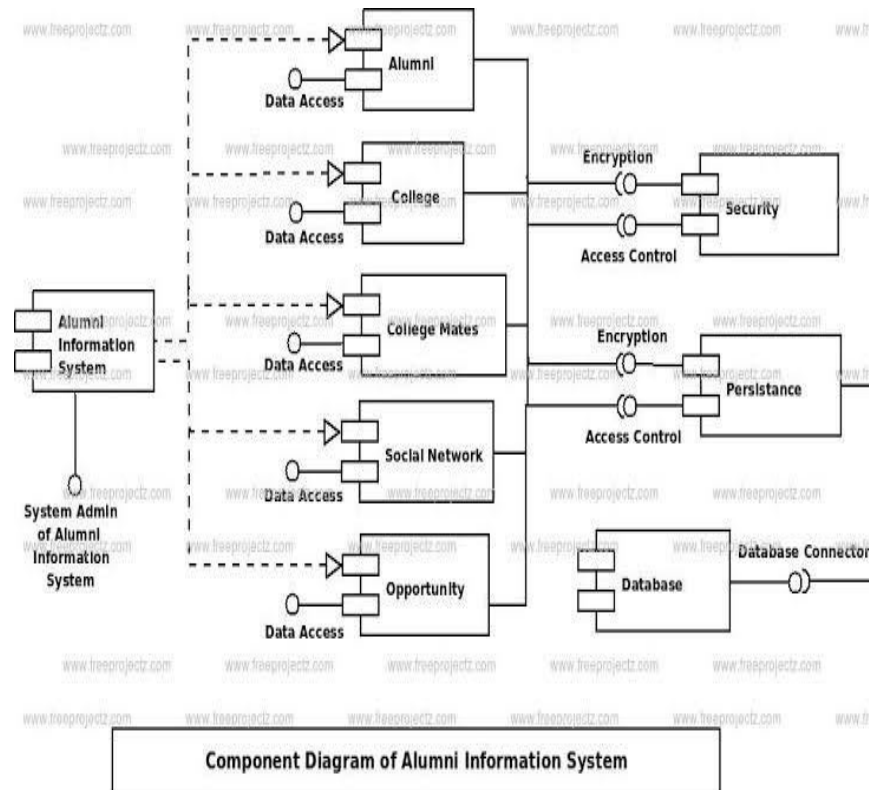


Figure. 8.component diagram of alumni system

III. FUTURE SCOPE:

It would be very useful if the members of the alumni web site which are former student of college could directly contact the alumni officer through the web site. The system that was implemented does not offer this functionality. However it is easy to find the email address of the alumni officer because it will be placed on the home page of the online community. The contact alumni officer functionality could be easily implemented using asp, which is also used in order to implement the broadcast email functionality that the alumni web site offers. Another useful functionality from which the alumni members could benefit would be if web site had a forum where any discussion could be opened that the related to a person's field of study .Many universities around the world have a forum on their alumni website. The forum could also be used to ask some questions. Some people would not like the idea that their information could be seen by everybody that is member of the alumni web site. That is why it would be useful to be able to set some information, such as contact details as private or public. This could be done very easy with the use of radio buttons. Right now, alumni web site offer only inserting details, later it can be modified to update information. The alumni web site is used to maintain data of alumni and to provide platform where alumni can see the progress of an institute and also participate in improving institution condition with the help of donation.

IV. CONCLUSION:

Multiple campus management. Effective communication between teachers, old friends. Complete automation of all operations centrally stored information with zero redundancy. Alumni web site is one such attempt to bring the passed out students of the college closer to their juniors. It helps them to connect, get information and guidance for their career.

Acknowledgement:

The our thanks to the Computer Technology Department, Vishweshwarayya Abhiyantriki Padvika Mahavidyalay, Almala (India) for their guidance and cooperation.

V. REFERENCES:

- [1]. <http://1000projects.com/>
- [2]. <http://www.techzoo.org/projects/java-projects/alumni-association -project-in-jsp-servlet-java>
- [3]. www.sourcecodeonline.com
- [4]. <https://www.freelancer.in/>
- [5]. seminarprojects.org/t-alumni management-system
- [6]. Book of java the complete reference